

ezLife
SPC FLOOR EXPERT




MAKE LIFE EASY

SENTAITM
FLOOR

SPC Collection

Stable SPC Floor **Structure**



UV coating

Wear Layer

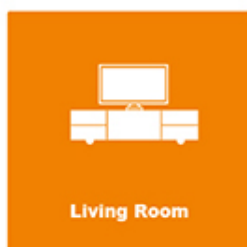

Decor Film

SPC Core

*IXPE
(optional)*




Sentai SPC Flooring has superior dimensional stability which can be used for both residential area and commercial area. It is easy to install, easy to maintain, easy to clean.

With 5 layers as above structure, Sentai SPC flooring thickness can be 3.5mm to 10mm with click system. It is waterproof, anti-scratch, stain-resistant, 25 years guarantee for residential usage.



RESIDENTIAL

The installation of all SENTAİ floor is quick and easy. You will have a refreshing and comfortable living spaces with our durable products. Meanwhile you can create various design concepts to perfect your own customized flooring combinations.




COMMERCIAL & RETAIL


Sentaİ floor can help you to create comfortable working and living environments with our waterproof Rigid core technology. Such as schools, hospitals, restaurants, offices and any other residential and commercial spaces.



2G ANGLE DOWN



5G FOLD DOWN



5Gi PUSH DOWN



14F DROP DOWN

EASY TO INSTALL

2G or Drop Down click system is the most popular installation for current SPC core vinyl flooring market.

Stable and durable for any kinds of residential or commercial situations.



BIG BEVEL

Big Bevel floors feature a larger, more pronounced edge detail, with the individual flooring panels clearly delineated. A full bevel edge is often combined with a sculpted or hand scraped effect. This combination results in a stunning, time-worn and authentic appearance.



MICRO BEVEL

Micro-Bevel refers to a class of edge styles that have a very small bevel. These are often referred to as eased, kissed, micro-v, and painted micro-bevel. The individual flooring panels are delineated.



PAINTED BEVEL

These edges exhibit a very fine V-groove on all four sides of the plank or tile, and the same color UV coating with the surface. Each painted-bevel has the same finish as the surface, creating a beautiful plank effect.

DECIDE YOUR GROUND

Sentai SPC collection is the perfect choice for heat insulation and sound reduction. All our floor products will provide you a wonderful indoor creativity.



LIVE HEALTHY AND COMFORTABLE

Sentai Floor products don't contain harmful materials and they're absolute ECO-FRIENDLY. We can ensure healthier and warmer flooring for everyone who chooses our products with Sentai floor special characteristics.



ANTIMICROBIAL
PROTECTION



WATER RESISTANT



HEAT RESISTANT



EASY TO CLEAN AND MAINTAIN

With the special Rigid Core technology, Sentai Floor can reach waterproof, antibacterial and moisture resistant. We can ensure you the comfortable living environment.




RIGID



EASY TO CUT




FLOOR OR WALL



MODEL: 190-06




MODEL: 190-07



MODEL: 190-09



MODEL: 190-11



MODEL: 190-22



Classic oak 190



EIR



MODEL: 1036-1

EIR



MODEL: 1036-2

EIR



MODEL: 1036-4

EIR




MODEL: 1036-6

EIR



MODEL: 1036-12

Salzburger oak 1036



2106-3



2106-4




2106-5



2106-7



2106-11



MODEL: 3632-1



MODEL: 3632-15



MODEL: 3632-16



MODEL: 3632-18



MODEL: 3632-27



MODEL: 3836-2



MODEL: 3836-8




MODEL: 3836-9




MODEL: 3836-10



MODEL: 3836-12



COUNTRY OAK 3836



1150-03



1150-04



1150-05



1150-10



1150-12



ROYAL OAK 653



EIR

653-02



EIR

653-04



EIR

653-06



EIR

653-21



EIR

653-24



RUSTIC OAK 932



EIR

MODEL: 932-01

EIR

MODEL: 932-02

EIR

MODEL: 932-03

EIR

MODEL: 932-04

EIR

MODEL: 932-06

SPC Installation and Maintenance Instructions

Sentai SPC flooring is based on a very unique formulation which combines the advantage of stone and virgin PVC. Please read this installation guide carefully before installation & maintenance.

Installation tools

Tape measure, Tapping block, Hammer, Pencil, Pry bar or pull bar, Chalk line, Wood or plastic spacers(6-8mm), Crosscut power saw or knife, 3M Blue Tape.

Acceptable subfloor types

Sentai SPC Flooring is a durable and easy to maintain floor covering choice for both residential and commercial applications. Due to its slim & stable structure, it is suitable for both new construction and renovation projects. It can be even installed in lounges and high humidity environments such as bathrooms, kitchens or cellars.

Pre-installation subfloor Requirements

Although Sentai SPC floor is water proof, it is not a moisture barrier. It is still good to make sure concrete is cured and subfloor is dry and structurally sound. Make sure the subfloor is thoroughly swept and free of all debris. And flat level to 0.5cm per 30 square meter.

SPC Flooring is suitable for underfloor heating systems using hot water but radiant or electrical underfloor heating is prohibited.

The site where the product to be installed, should be maintained at least 18 °C, and shall not exceed 30°C. If the SPC Flooring itself is stored in a facility within the same range of the temperatures mentioned above prior to purchasing, no acclimation is required for SPC Flooring itself prior to installation.

Room temperatures of 20-22°C and a relative humidity in the range of 35-65% are optimal and recommended after the installation is completed. With underfloor heating, these values can already be achieved with a surface temperature of 24°C. The humidity should be observed especially in winter seasons and if necessary should be raised to recommended measures.

Read before Installation

In order to prevent edge damage and prevent bending of Sentai SPC, the boxes should not be stored or carried the narrow sides down, but should only be transported and stored on a flat and stable surface, laid the longer side of the boxes on the floor.

In environments without strong and direct sunlight, it is possible to install the flooring without expansion joints up to a 20 meters of length. For larger areas or more complex layouts such as L-, Z- or U-shape, "hourglass", constrictions, doorways, and /or if heavy or permanently installed structures obstruct the free movement of the floating installation, the flooring must be split at an appropriate place with an expansion joint.

For areas with dynamic horizontal forces, such as those found at gyms, on sports and dance floors, the flooring is not suitable. If any expansion joints present in the screed on the ground, they should be leveled. A 10 mm gap must be left between the SPC floor covering and any other floor covering at transitions, all fixtures, doorframes and walls. If any wood frames or current baseboards present at site, they SPC flooring must be slide underneath by opening a notch to the bottom of said structure. All wedges should be removed and the openings should be covered with suitable trims pieces such as baseboards, transition rails and pipe rosettes.

Floating installation requires the floor covering in the doorways to be separated with a threshold. Adjacent surfaces with extreme temperature differences should be separated if necessary. Intense and direct sunlight can cause thermal expansion. Suitable shading measures prevent overheating.

The boxes may only be opened immediately before installation. Always mix planks randomly from multiple boxes. Before installation, check the individual element any defects such as color structure, possible physical damage in a good lit environment.

No claims on product defect or damage will be accepted post installation. Variances in color, graphic, surface, texture and structure is typical and is not considered a defect. While placing items over the floor with high static pressure load, weight distribution must be done according to the load distribution place.

Protection and Maintenance of Your floor

Furniture should be moved onto the newly installed floor using an appliance hand truck over hardboard runways.

Oil or petroleum-based products can result in surface staining. Do not track asphalt-driveway sealer or automobile-oil drips onto the SPC floor.

Caster wheeled chairs should have wide, rubber casters. Protective mats are required under office chairs.

Use non-staining mats. Rubber may discolor the floor.

Frequently moved furniture should be equipped with felt pads to avoid scratching the floor. Heavy furniture and appliances should be equipped with non-staining large surface floor protectors. Furniture with castors or wheels must be easy swiveling, large surface non-staining and suitable for resilient floors. Do not use ball type castors as they can damage the floor.

Use walk off mats at entrances to prevent dirt and grit from being tracked on to the floor.

Installation Type

The SPC flooring is integrated with a sound insulation layer in its construction. The bottom of each plank is fitted with IXPE sound insulation pads, so no additional sound insulation is required and the floor can be installed directly on the ground as a floating system. Floating flooring system is a flooring system that does not require sticking to the bottom layer.

Required tools

A ruler, pencil, speed ruler, utility knife or lever cutter, rubber floor hammer, if necessary, punch saw, gasket wedge and a clapper block.

Subfloor Prep / Conditions (DIN 18365 paragraph 3)

The bottom layer must be free of old textile coverings, clean, permanently dry, uniform, firm and stable.

Loose, soft or elastic old coverings must be removed. The flatness must conform to line 4 of table 3 of DIN 18202 and shall not exceed 2mm/ m. Any bumps must be removed and the pits filled in.

The following maximum moisture content is applicable to new buildings or floor slabs:

Slab type	Unheated	Floor heating
Cement	2,0 %	1,8 %
Calcium sulfate	0,5 %	0,3 %
(Reference CM measurement)		

For floor heating, the maximum allowable heat output is 55W /m and must be evenly distributed throughout the area.

The surface temperature of the slab shall not exceed 29°C during heating.

Installation Steps

Install the first board with the spring facing the wall. Then, wrap the second piece of wood from the front to the first piece.

installation direction ▶



The final element of the series will be shortened: cut the decorative side with a utility knife, then bend and break the board.



Make sure that the first track is perfectly laid straight and that a distance of 10 mm with the wall wedge is ensured while ensuring that the same allowance is applied to both ends / sides.

Following lines:


Offsets between two adjacent lines at both ends must be at least 40cm or 1/2 board length. If the rest doesn't fit, simply start it at the beginning of the next line and use the matching New Cut.

Insert the starting section into the long side of the row already in place, gently lock it up and fold. The next element also permeates the long side first and is properly locked when the head ends are folded.

installation direction ▶



In order to ensure reliable interlocking of profiles, the longitudinal joints must be properly tapped with flapping blocks and rubber hammers. The elements in the last row were cut to the right size and a 10mm gap was installed with the wall.



Finishing touches

All wedges should be removed and baseboards or baseboards, transition rails and piping installed roseline.



Cleaning and care

Cleaning and caring for SPC flooring is minimal, but critical to the life of your flooring. Unsuitable detergents, sand, acidic or alkaline substances, solvents, stilettos, metal and metal wear can all attack surfaces and cause scrapes, scratches or discoloration. Furniture must have clean sliders; Office chairs must have suitable soft casters. A suitable floor mat must also be placed under the office chair. Speckles and corrosive substances must be removed from the surface immediately. The use of clean areas greatly reduces the amount of dust introduced. Clean or vacuum regularly with the nozzles of parquet floors to remove dust and loose dirt.



All sentai floor spc collection products provide a better floor for indoor creativity. Our new spc collection is the perfect choice for better heat and sound insulation, functional tranquility, and comfort.

SENTAI FLOOR WITH PAD SPC FLOORING

Product Code	Product Thickness	Product Structure			Click	Size
		Wear layer	SPC Core	Underlay		
RBI-033210	4.5mm	0.3mm	3.2mm	1.0mm IXPE (15 times foamed)	Valinge 2G	1220*150mm 1220*181mm
RBI-053510	5.0mm	0.5mm	3.5mm	1.0mm IXPE (15 times foamed)	I4F Drop Down	610*305mm
RBI-053515	5.5mm	0.5mm	3.5mm	1.5mm IXPE (12 times foamed)	I4F Drop Down	1520*228mm 1830*228mm
RBI-054015	6.0mm	0.5mm	4.0mm	1.5mm IXPE (12 times foamed)	I4F Drop Down	760*465mm 940*465mm
RBI-075815	8.0mm	0.7mm	5.8mm	1.5mm IXPE (10 times foamed)	I4F Drop Down	600*600mm
RBI-076315	8.5mm	0.7mm	6.3mm	1.5mm IXPE (10 times foamed)	I4F Drop Down	



SENTAI SPC FLOOR COLLECTION

SPC floor stands for stone plastic composite.
The main component is lime stone (calcium carbonate),
virgin pvc powder, stabilizer and other necessary chemicals.

SENTAI FLOOR WITHOUT PAD SPC FLOORING

Product Code	Product Thickness	Product Structure			Click	Size
		Wear layer	SPC Core	Underlay		
RB-0332	3.5mm	0.3mm	3.2mm	N/A	Valinge 2G	1220*150mm 1220*181mm 610*305mm
RB-0533	3.8mm	0.5mm	3.3mm	N/A	I4F Drop Down	
RB-0337	4.0mm	0.3mm	3.7mm	N/A	I4F Drop Down	
DB-0320	2.3mm	0.3mm	2.0mm	N/A	Glue Down	1220*181mm 610*305mm
DB-0520	2.5mm	0.5mm	2.0mm	N/A	Glue Down	
DB-0525	3.0mm	0.5mm	2.5mm	N/A	Glue Down	

SENTAI SPC TECHNICAL DATA

Nr	Technical Items	Norm	Test Method	Requirement	Test Results	Conclusion
1	Abrasion/Wear Resistance	EN 16511	EN 15468	0.3mm wear layer ≥ 1500 cycles; 0.5mm wear layer ≥ 5000 cycles;	0.3mm wear layer ≥ 1500 cycles; 0.5mm wear layer ≥ 5000 cycles;	0.3mm wear layer, Class 31, Heavy domestic & Moderate commercial 0.5mm wear layer, Class 33, Heavy commercial
2	Scratch	-	ISO 1518-1	≥2500g	3000g	Pass
3	Peel resistance	-	EN ISO 24345	-	Length direction: 125N/50mm Width direction: 140N/50mm	Pass
4	Residual indentation	EN 16511	EN 433/ISO 24343-1	≤ 0.15mm	0.02	Class 34, Very Heavy commercial
5	Impact resistance	EN 16511	EN 13329	≥1800mm	>1800mm	Class 34, Very Heavy commercial
6	Slip resistance	EN 14041	EN 13893	DryCOF ≥0.3	0.37	Class DS
		-	D 51130	≥R9	R10	Anti-slip resistance R10
7	Color fastness to light	EN 13329	ISO 105-B02:1994, Method 3a	≥Grade 6	>Grade 6	Pass
8	Resistance to staining	EN 16511	EN 438-2	Group 1 and 2: Grade 5, Group3: Grade 4	Group 1 and 2: Grade 5, Group3: Grade 4	Class 34, Very Heavy commercial
		-	EN ISO 26987	Index 0	Index 0, not affected	
9	Dimensional stability & curling	EN 16511	ISO 23999	≤ 0.25%	Length direction: 0.08% Width direction: -0.02% Curling: 0.03mm	Class 34, Very Heavy commercial
10	Water resistance/Swelling in water	EN 16511	ISO 24336	≤12%	0.20%	Class 34, Very Heavy commercial
11	Locking strength	EN 16511	ISO 24334	Long side≥2.0KN/m Short side≥3.5KN/m	Long side: 4.9KN/m Short side: 4.2KN/m	Class 34, Very Heavy commercial
12	Thermal conductivity	EN 14041	EN 12667	-	0.126 W/(m.k)	Suitable for underfloor heating system
13	Thermal resistance			-	0.030 m ² · K/W	Suitable for underfloor heating system
14	Reaction to fire	EN 14041	EN 13051-1	-	Class Bfl -S1	Class Bfl -S1
15	Formaldehyde emission	EN 14041	EN 717-1	Release ≤0.124 mg/m ³	0.005mg/m ³	E1
16	VOC	Decret No2011-321	ISO 16000	TVOC<1000µg/m ³	Non Detected	A+
		Floorscore	Californian 01350	Within CREL/TAC	Non Detected	Floorscore certified
17	Lead	CPSIA	CPSC-CH-E-1002-08	≤ 90ppm	Non Detected	Meet children toy regulation
18	PCP	EN 14041	EN 12673	<1ppm	Non Detected	Pass
19	Phthalate content	-	EN 14372	-	Non Detected	Pass
20	Substances of Very High Concern (SVHC)	EU REACH regulation No. 1907/2006	Spectrometry and chromatography	≤ 0.1% (w/w)	Non Detected	REACH compliant
21	The body Voltage	-	EN 1815: 2016 Method A	<2 KV	0.4 KV	Pass
22	Castor Chair	EN 16511	EN 425	>25000 circles	>25000 circles	Class 34, Very Heavy commercial





Anhui Sentai WPC-TEC Flooring Co., Ltd

NO.19 Guohua Road, Guangde County Anhui Province, China 242200

T. 0086-0563-6989576 E. susan@sentaigroup.com www.sentaifloor.cn